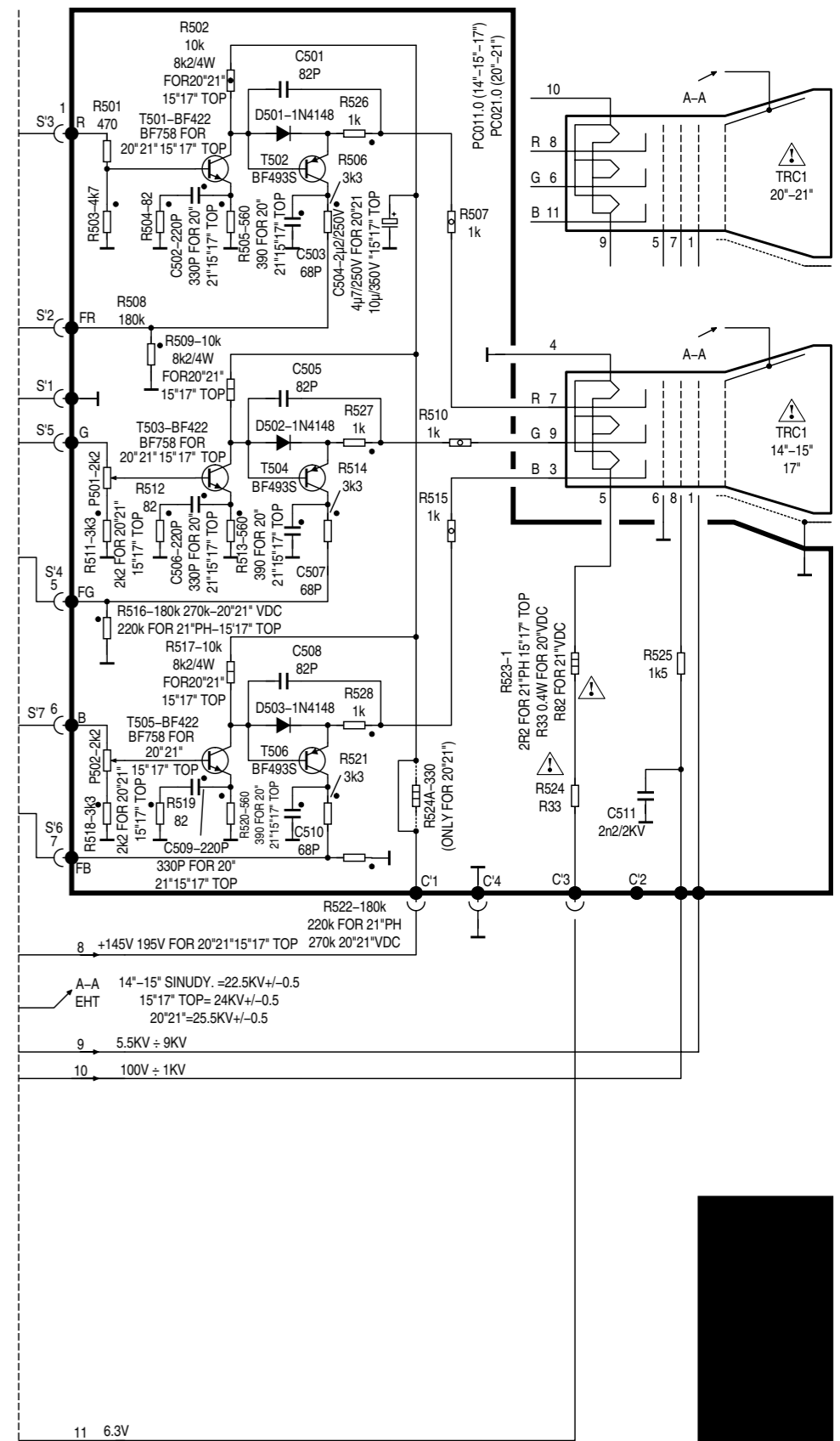
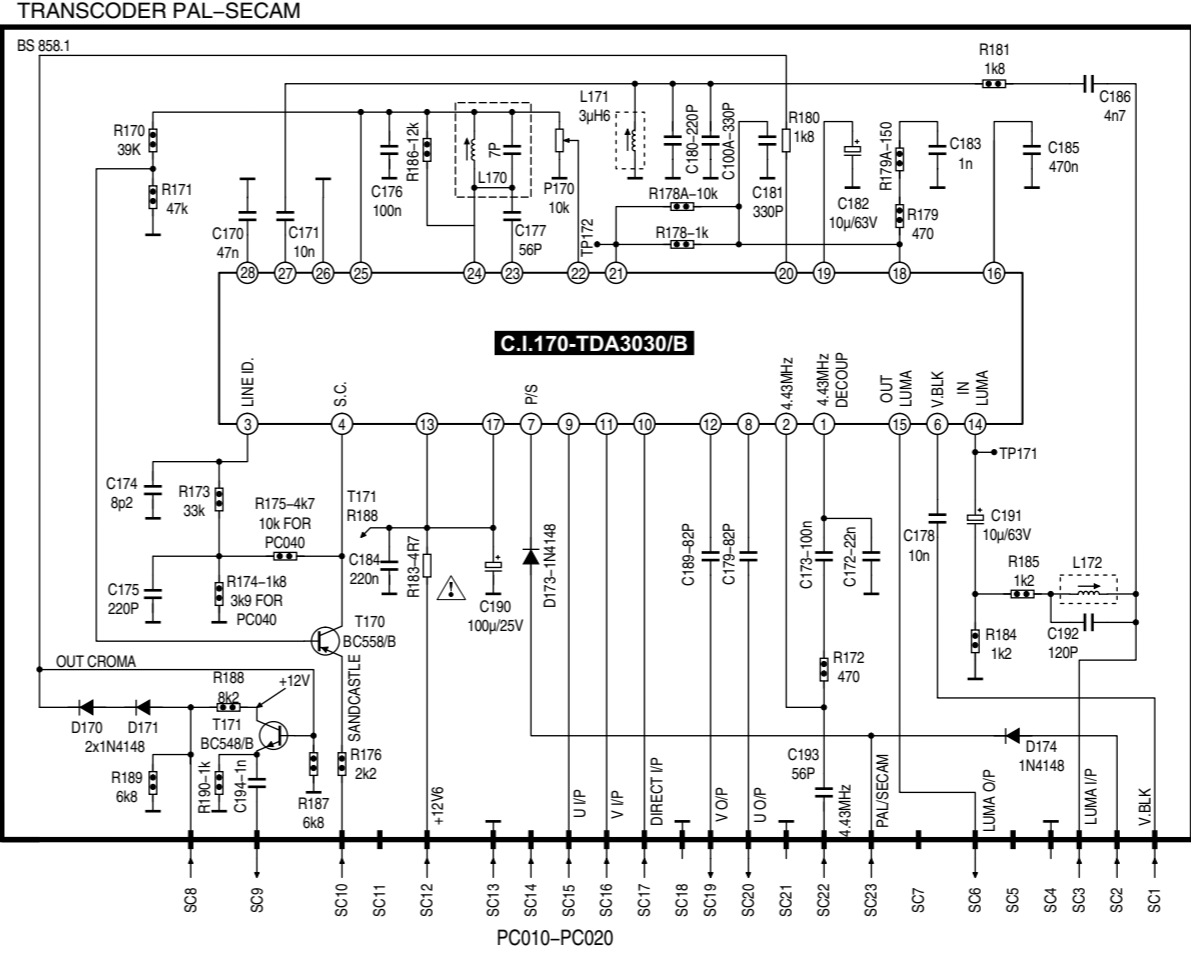
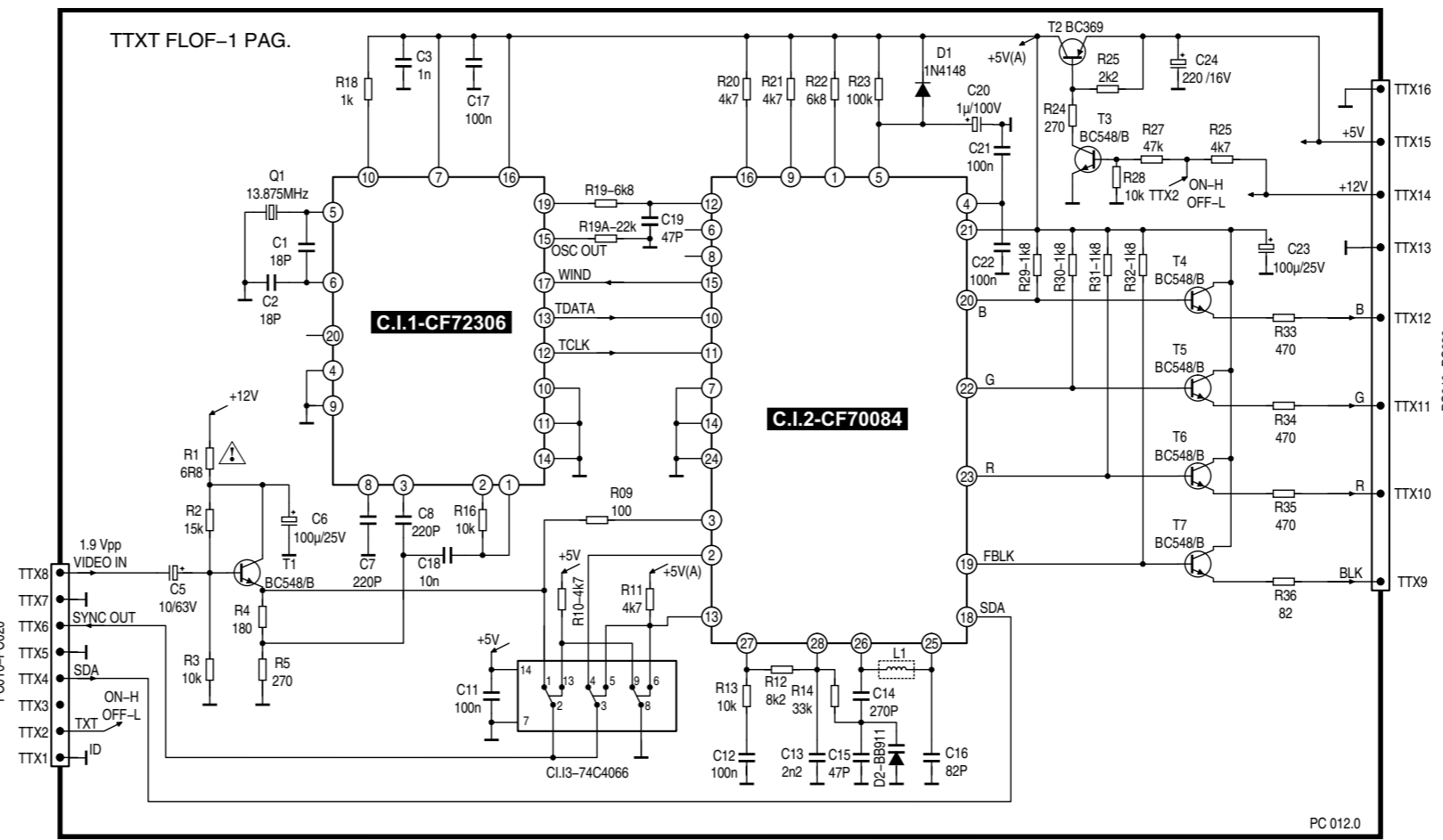
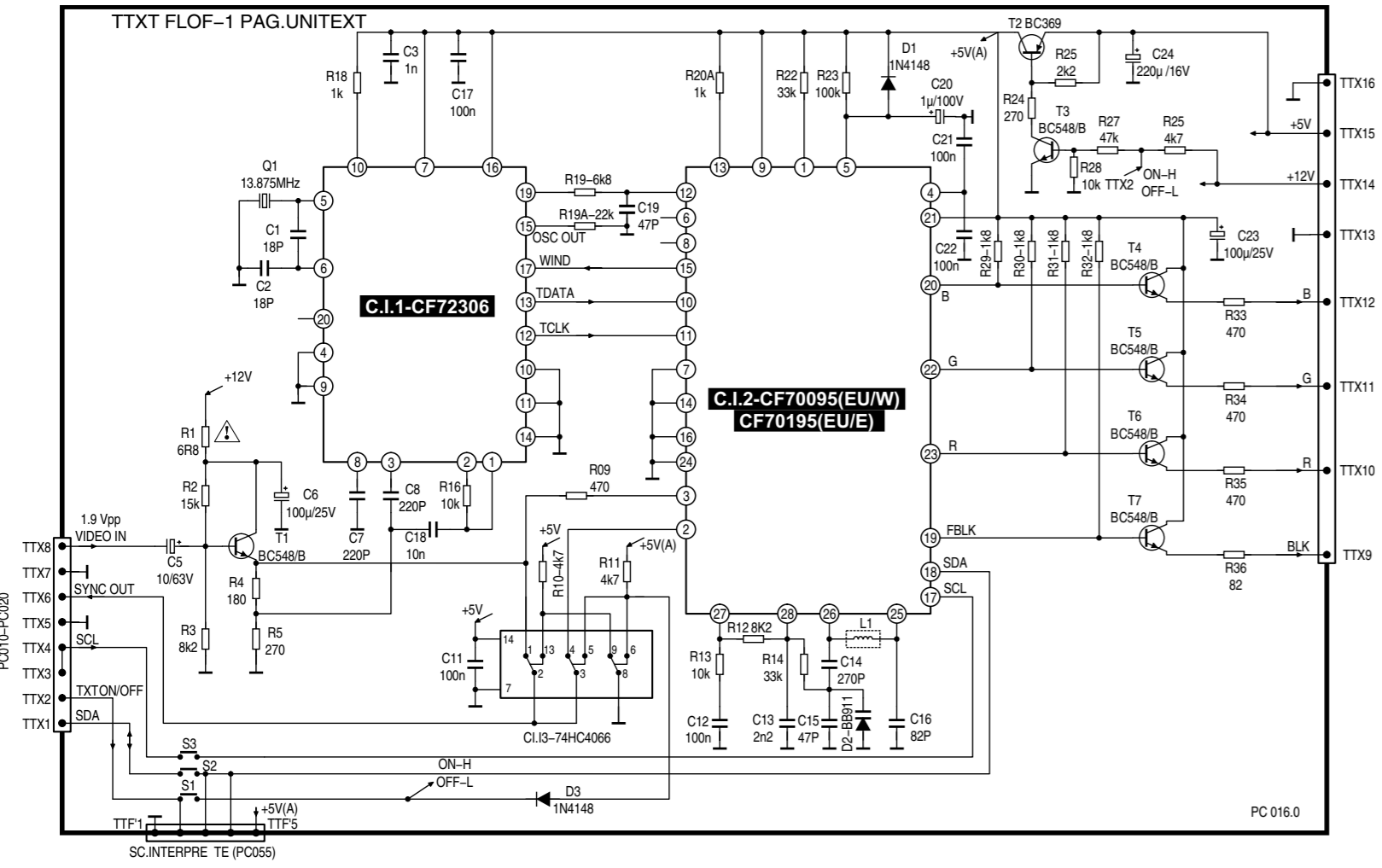


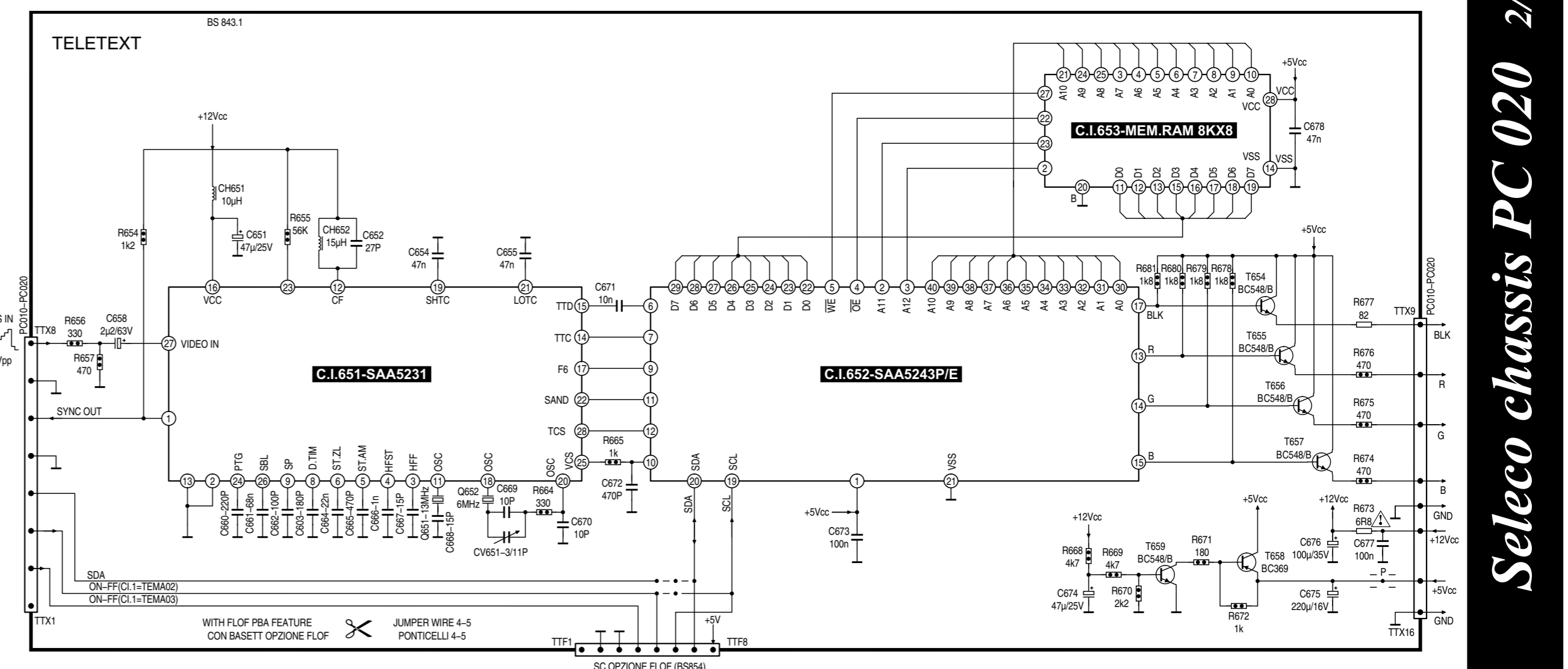
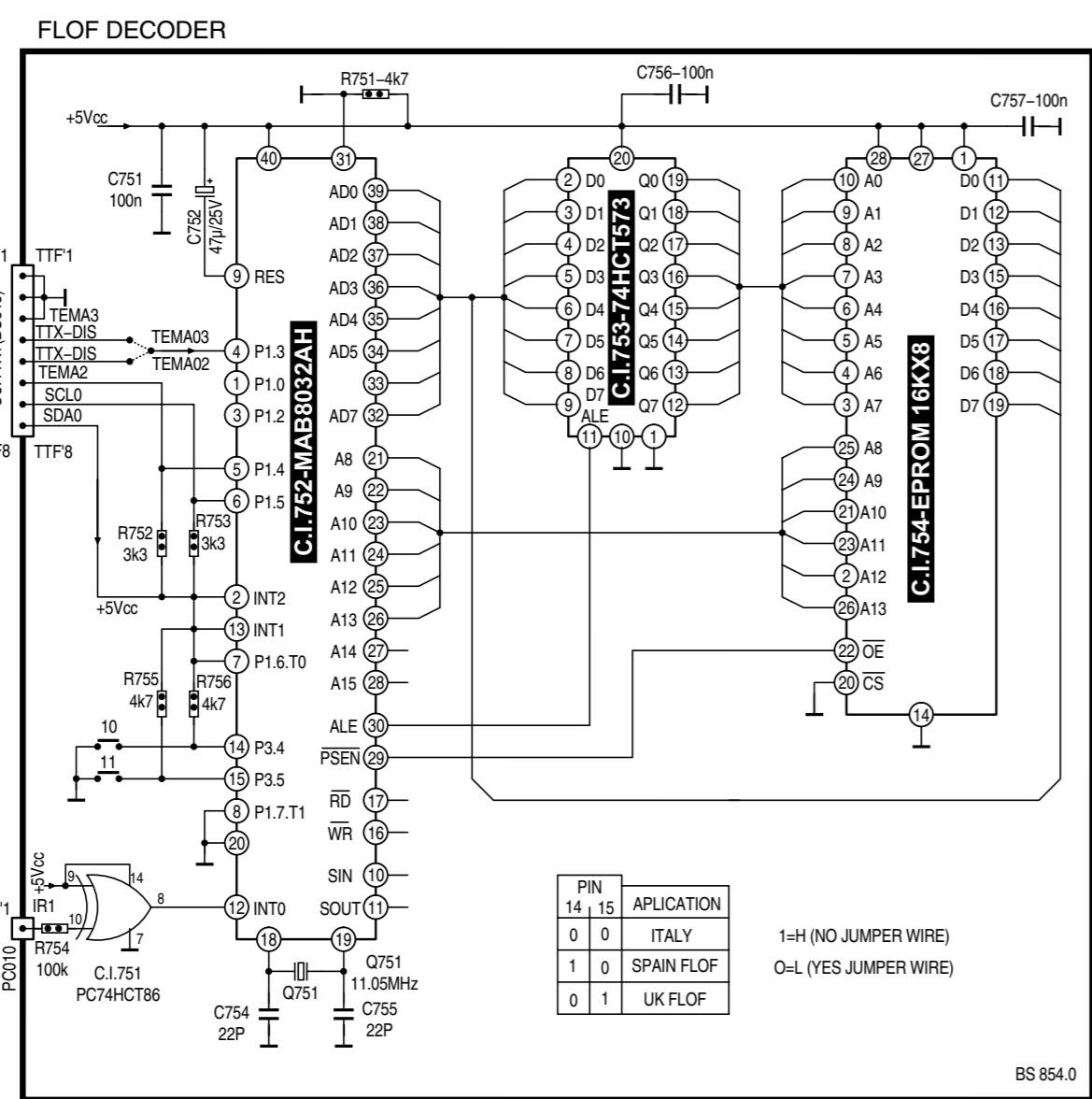
Seleco chassis PC 020

**17SM622, 17SM622TX,
21SM622, 21SM622TX,
20SM622, 21SM622TX**

1/2



	14'	15'SINUDY	15'17' TOP	20'VDC	21'PH
PC	PC010/011	PC010/011	PC010/011	PC020/021	PC020/021
PR1	-	-	-	PR1	PR1
PR701	-	-	-	PR701	-
R103	1k5	1k	1k5	1k5	1k5
R137	330	330	330	270	270
R138	820	820	820	270	270
L301	-	L301	L301	L301	L301
L302	-	JUMP WIRE	L302	L302	L302
R303	JUMP WIRE	2k2/1W	2k2/1W	2k2/1W	2k2/1W
R304	10k/4W	10k/4W	6k8/4W	6k8/4W	6k8/4W
R306	150k	150k	150k	82k	82k
C302	6n8/2KV	6n2/2KV	7n5/2KV	8n2/2KV	6n7/2KV
C303	330n	330n	330n	470n	330n
TR401	2X56MH	2X56MH	2X28MH	2X28MH	2X28MH
R402	JUMP WIRE	JUMP WIRE	4R7/4W	4R7/4W	4R7/4W
R410	10R	10R	15R/1W	15R/1W	15R/1W
R413	R47/2W	R33/2W	R33/2W	R33/2W	R33/2W
R502	10k/1W	10k/1W	8k2/4W	8k2/4W	8k2/4W
R505	560R	560R	390R	390R	390R
R509	10k/1W	10k/1W	8k2/4W	8k2/4W	8k2/4W
R511	3k3	3k3	2k2	2k2	2k2
R513	560R	560R	390R	390R	390R
R516	180k	180k	220k	270k	220k
R517	10k/1W	10k/1W	8k2/4W	8k2/4W	8k2/4W
R518	3k3	3k3	2k2	2k2	2k2
R520	560R	560R	390R	390R	390R
R522	180k	180k	180k	270k	220k
R523	1R2/2W	1R2/2W	2R2/2W	R33/0.4W	2R2/2W
C411	220n	220n	330n	330n	330n
R524A	-	-	-	330R/2W	330R/2W
C415	470P	470P	220P	220P	220P
C502	220P	220P	330P	330P	330P
C504	2µ2/250V	2µ2/250V	10µ/350V	47µ/250V	47µ/250V
C506	220P	220P	330P	330P	330P
C509	220P	220P	330P	330P	330P
T501	BF422	BF422	BF758	BF758	BF758
T503	BF422	BF422	BF758	BF758	BF758
T505	BF422	BF422	BF758	BF758	BF758
R614	1/0.7W	1/0.7W	1/0.7W	1/0.7W	82/0.7W
R615	180k	180k	220k	180k	220k
R616	270k	270k	220k	270k	220k
R625	3M9/2%	3M9/2%	4M3/2%	4M3/2%	4M3/2%
C609	15n	10n	10n	10n	10n
C612	220n	150n	150n	150n	150n
C613	1000µ/25V	1000µ/25V	2200µ/25V	1000µ/25V	1200µ/25V
R713	-	-	150R 1/2W	150R 1/2W	150R 1/2W
C718	-	4n7	-	-	-
C718A	-	-	4n7	4n7	4n7
CH701	10µH	10µH	10µH	47µH	47µH
CH702	10µH	10µH	10µH	47µH	47µH
C803	-	1n	-	-	-
CH801	-	-	10µH	-	-



Selec chassis PC 020 2/2