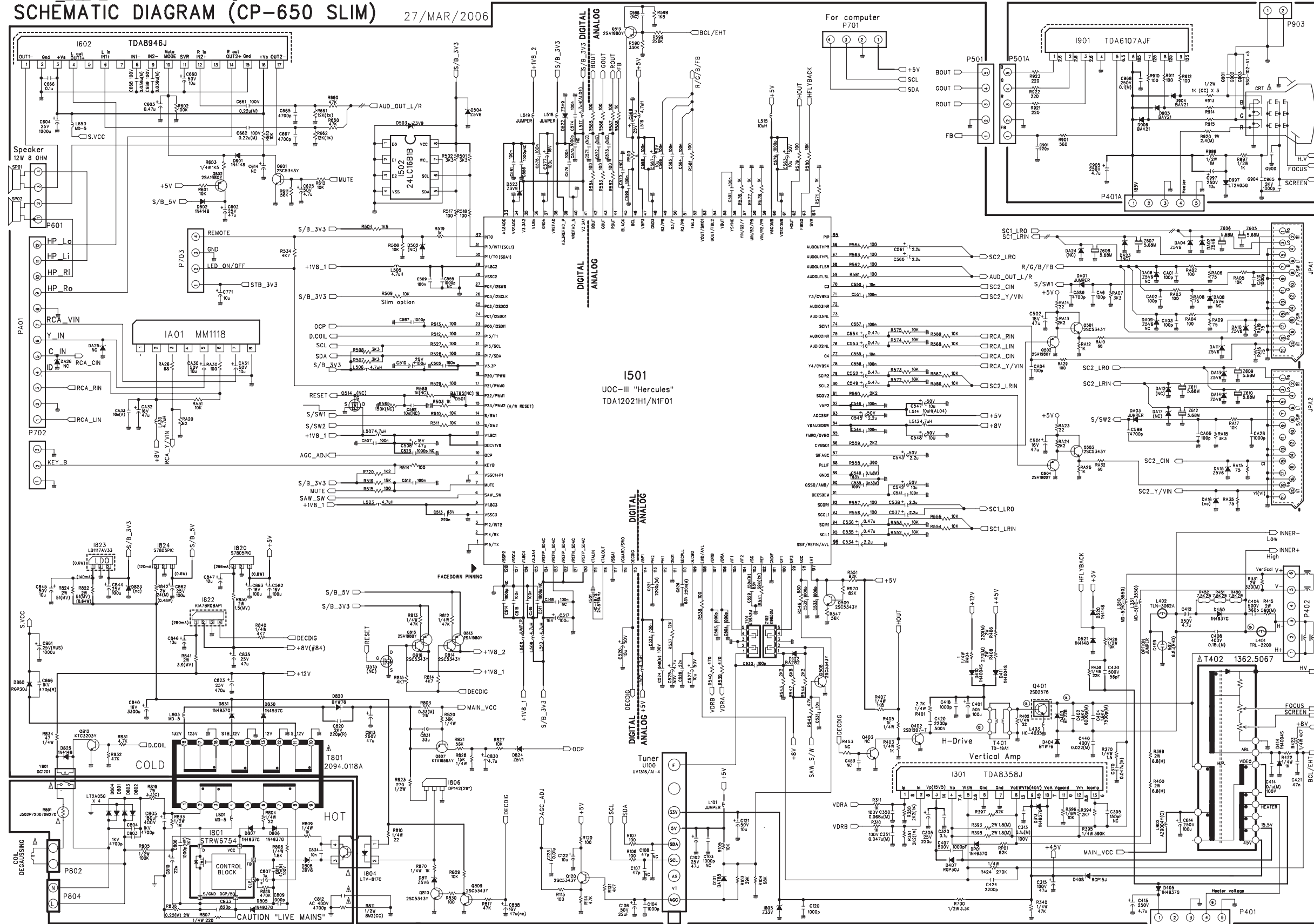


-2950 .sch-1 - Thu Apr 13 19:02:29 2006
SCHEMATIC DIAGRAM (CP-650 SLIM) 27/MAR/2006



6

5

4

3

2

1

REVISION RECORD			
LTR	ECO NO.	APPROVED	DATE

**CP-650 CHASSIS
DTL-2950(SLIM 50Hz)**

S/N : 4859812493-00(MAIN)
4859816424-00(SUB)
(MAR/2006)

NOTE:

1. RESISTANCE IS SHOWN IN OHM. K=1000, M=1000000
2. UNLESS OTHERWISE NOTED IN SCHEMATIC ALL CAPACITOR VALUES ARE EXPRESSED IN μ F
3. VOLTAGES READ WITH "VTVM" FROM POINT INDICATED TO CHASSIS GROUND USING A COLOR BAR SIGNAL WITH ALL CONTROLS AT NORMAL LINE 230V AC VOLTAGE READINGS SHOWN ARE NORMAL VALUES AND MAY VARY +20% EXCEPT H.V
4. THIS CIRCUIT DIAGRAM IS A STANDARD ONE CIRCUIT PRINTED MAY BE SUBJECT TO CHANGE FOR PRODUCT IMPROVEMENT WITHOUT PRIOR NOTICE

WARNING:

BEFORE SERVICING THE CHASSIS, READ "X-RAY RADIATION", "SAFETY PRECAUTION", AND "PRODUCT SAFETY NOTICE" IN SERVICE MANUAL

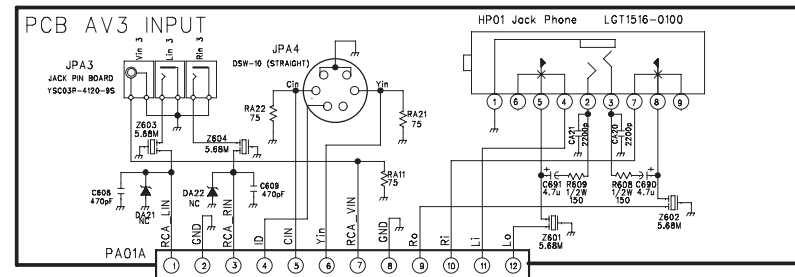
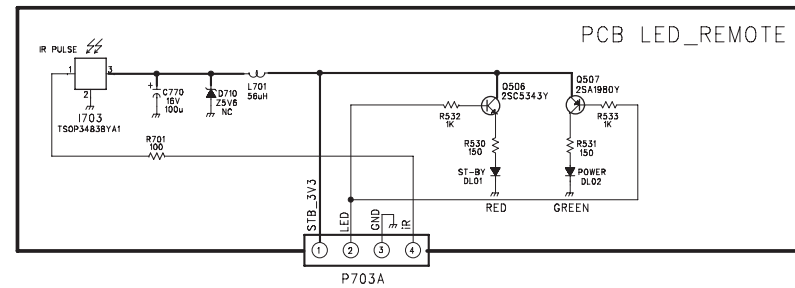
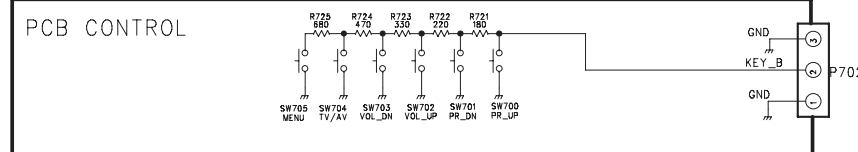
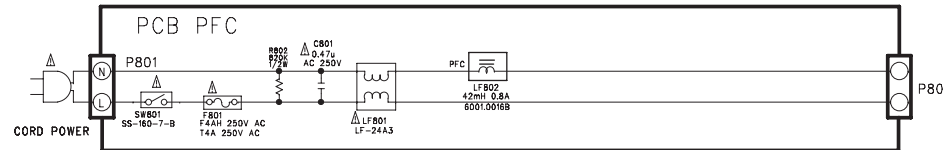
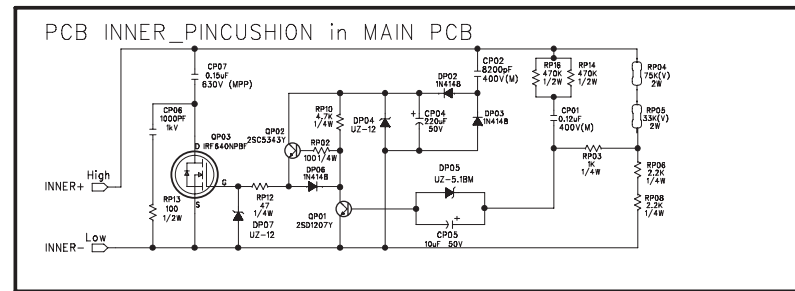
CAUTION TO SERVICE TECHNICIANS:

BEFORE RETURNING THE RECEIVER TO CUSTOMER, LEAKAGE CURRENT OR RESISTANCE MEASUREMENTS SHOULD BE PERFORMED TO DETERMINE THAT EXPOSED PARTS ARE PROPERLY INSULATED FROM THE SUPPLY CIRCUIT.

RESISTOR	CAPACITOR	COIL
CARBON FILM ---	ELECTRO ---	PEAKING ---
R M-OXIDE --- (M)	CERAMIC ---	CHOKO --- (C)
CARBON COMP --- (CC)	CERAMIC CH --- (CH)	BEAD --- (B)
FUSIBLE --- (F)	ELECTRO NONPOLAR --- (NP)	
CEMENT --- (C)	MILAR --- (W)	

PRODUCT SAFETY NOTE :

THE COMPONENTS MARKED WITH Δ ARE IMPORTANT FOR MAINTAINING THE SAFETY OF THE SET AND SHOULD BE REPLACED ONLY WITH TYPES IDENTICAL TO THOSE IN THE ORIGINAL OR SPECIFIED ONE IN THE PART LIST. DON'T DEGRADE THE SAFETY OF THE SET THROUGH IMPROPER SERVICING.



COMPANY: DAEWOO ELECTRONICS			
TITLE: SCHEMATIC DIAGRAM OF CP-650			
DRAWN: J.S. KIM	DATED: 27/03/06	CODE:	SIZE: A1
CHECKED:	DATED:	DRAWING NO: EURND(06)-001	REV: 00
QUALITY CONTROL:	DATED:	SHEET: 2 of 2	
RELEASED:	DATED:	SCALE:	